

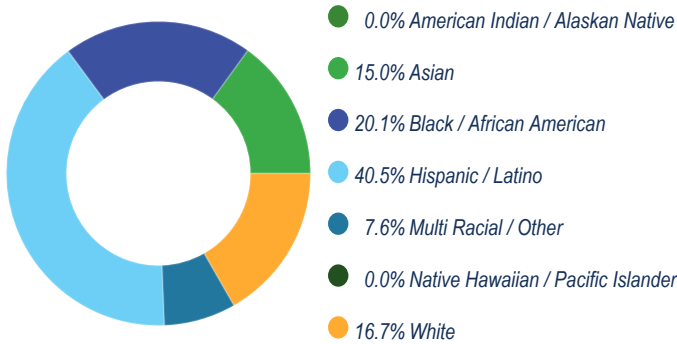


VARE- WASHINGTON SCHOOL

2021-22 SCHOOL PROGRESS REPORT ON EDUCATION AND EQUITY

School Code | 2720 Sector | District Network | Network 3
Principal Name | Ms Alison Barnes
Address | 1198 S 5th St
Phone | 215-400-8120 Website | vare.philasd.org/
Report Type | K-8 School Grades in Report | K-8
Admissions Category | Neighborhood
Turnaround Model | N/A
Receives HS Report | No
Oct 1 Enrollment | 353

Student Enrollment and Demographics



385

Total Number of Students Served for
10+ Days Over the Year

22.7%

% Students with IEPs

35.1%

% English Learners

72.2%

% Economically Disadvantaged

Student Attendance

45.5%

% Students Attending at Least 95%
of Instructional Days

68.3%

% Students Attending at Least 90%
of Instructional Days

Score Level	Performance	Improvement	Level
Level 1			
Performance			
At or Above Target in 6 out of 9 Eligible Metrics			66.7 %
Improvement			
Insufficient Data for Score			
Goal Performance (All Students)			
GOAL 1 PSSA ELA % of Students Proficient or Advanced (Grades 3-8)			
Score: 49.8 %			
7.3 pts above 2021-2022 target			
MEETING no data prior year			
GOAL 2 PSSA ELA % of Students Proficient or Advanced (Grade 3)			
Score: 46.2 %			
6.9 pts above 2021-2022 target			
MEETING no data prior year			
GOAL 3 PSSA Math % of Students Proficient or Advanced (Grades 3-8)			
Score: 26.6 %			
-2.1 pts from 2021-2022 target			
NOT MEETING no data prior year			
● Meeting Target ● Not Meeting Target			
	American Indian / Alaskan Native		
	Insufficient Data for Score	Insufficient Data for Score	
	Asian		
	Insufficient Data for Score	Insufficient Data for Score	
	Black / African American		
	Insufficient Data for Score	Insufficient Data for Score	
	Hispanic / Latino		
	Insufficient Data for Score	Insufficient Data for Score	
	Multi Racial / Other		
	Insufficient Data for Score	Insufficient Data for Score	
	Native Hawaiian / Pacific Islander		
	Insufficient Data for Score	Insufficient Data for Score	
	White		
	Insufficient Data for Score	Insufficient Data for Score	
	English Learners		
	Insufficient Data for Score	Insufficient Data for Score	
	Students with IEPs		
	Insufficient Data for Score	Insufficient Data for Score	
	Economically Disadvantaged		
	Insufficient Data for Score	Insufficient Data for Score	

Reading/ELA: Every Student Reads On or Above Grade Level

Goal 1 - Reading Grades 3-8

School Code | 2720 School Name | Vare-Washington School

Goal 1: The percentage of students in grades 3-8 who are proficient on the state ELA assessment will grow from 35.7% in August 2019 to 65.0% by August 2026

PSSA ELA: % of Students Proficient or Advanced, Grades 3-8

All Students, 217 students

Score: 49.8 %



2021-2022 Target: 42.5 %

7.3 pts above target

2025-2026 Goal: 65.0 %

-15.2 pts from target



- Meeting Target
- Not Meeting Target

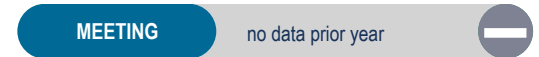
American Indian / Alaskan Native

Insufficient Sample

Asian, 41 students

Score: 58.5 %

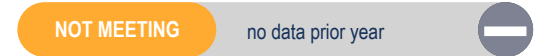
16.0 pts above target



Black / African American, 40 students

Score: 25.0 %

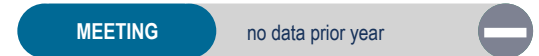
-17.5 pts from target



Hispanic / Latino, 94 students

Score: 48.9 %

6.4 pts above target



Multi Racial / Other

Insufficient Sample

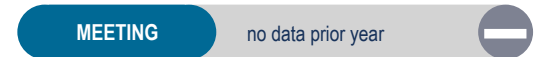
Native Hawaiian / Pacific Islander

Insufficient Sample

White, 25 students

Score: 64.0 %

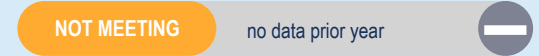
21.5 pts above target



English Learners, 80 students

Score: 36.3 %

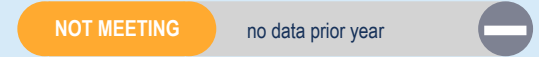
-6.2 pts from target



Students with IEPs, 41 students

Score: 26.8 %

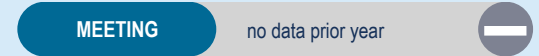
-15.7 pts from target



Economically Disadvantaged, 161 students

Score: 53.4 %

10.9 pts above target



Reading/ELA: Every Student Reads On or Above Grade Level

Goal 2 - Reading Grade 3

School Code | 2720 School Name | Vare-Washington School

Goal 2: The percentage of 3rd grade students who are proficient on the state ELA assessment will grow from 32.5% in August 2019 to 62.0% by August 2026

PSSA ELA: % of Students Proficient or Advanced, Grade 3

All Students, 26 students

Score: 46.2 %



2021-2022 Target: 39.3 %

6.9 pts above target

2025-2026 Goal: 62.0 %

-15.8 pts from target

MEETING

no data prior year



- Meeting Target
- Not Meeting Target

American Indian / Alaskan Native

Insufficient Sample

Asian

Insufficient Sample

Black / African American

Insufficient Sample

Hispanic / Latino

Insufficient Sample

Multi Racial / Other

Insufficient Sample

Native Hawaiian / Pacific Islander

Insufficient Sample

White

Insufficient Sample

English Learners

Insufficient Sample

Students with IEPs

Insufficient Sample

Economically Disadvantaged, 20 students

Score: 45.0 %

5.7 pts above target

MEETING

no data prior year



Math & Science: Every Student Performs On or Above Grade Level

Goal 3 - Math Grades 3-8

School Code | 2720 School Name | Vare-Washington School

Goal 3: The percentage of students in grades 3-8 who are proficient on the state Math assessment will grow from 21.6% in August 2019 to 52.0% by August 2026

PSSA Math: % Students Proficient or Advanced, Grades 3-8

All Students, 226 students

Score: 26.6 %



2021-2022 Target: 28.7 %

-2.1 pts from target

2025-2026 Goal: 52.0 %

-25.4 pts from target

NOT MEETING

no data prior year

PSSA Science

% of Students Proficient or Advanced in Science (Grades 4 and 8)

58.1 %

43 out of 74 students

American Indian / Alaskan Native

Insufficient Sample

Asian, 41 students

Score: 41.5 %

12.8 pts above target

MEETING

no data prior year

Black / African American, 41 students

Score: 2.4 %

-26.3 pts from target

NOT MEETING

no data prior year

Hispanic / Latino, 102 students

Score: 22.6 %

-6.1 pts from target

NOT MEETING

no data prior year

Multi Racial / Other

Insufficient Sample

Native Hawaiian / Pacific Islander

Insufficient Sample

White, 25 students

Score: 56.0 %

27.3 pts above target

MEETING

2026 GOAL

no data prior year

English Learners, 89 students

Score: 12.4 %

-16.3 pts from target

NOT MEETING

no data prior year

Students with IEPs, 41 students

Score: 19.5 %

-9.2 pts from target

NOT MEETING

no data prior year

Economically Disadvantaged, 165 students

Score: 26.1 %

-2.6 pts from target

NOT MEETING

no data prior year

Climate, Culture & Opportunity

Guardrail 1 - Welcoming and Supportive Schools

School Code | 2720 School Name | Vare-Washington School

Guardrail 1: Every school will be a safe, welcoming and healthy place where our students, staff and community want to be and learn each day. This means that our schools will be: 1) environmentally safe and clean; and 2) spaces with inclusive climates that provide students with access to robust social, emotional, and mental health supports.

School Climate Score

Score: 7.0



2021-2022 Target: 7.0
at target

2025-2026 Goal: 7.0
at target



School Climate Survey

7.2/10
Student Rating

9.0/10
Parent Rating

6.3/10
Teacher Rating

School Instruction Score

Score: 8.0



2021-2022 Target: 8.0
at target

2025-2026 Goal: 8.0
at target



School Instruction Survey

8.0/10
Student Rating

8.4/10
Parent Rating

7.5/10
Teacher Rating

- Meeting Target
- Not Meeting Target



Yes

School Has at Least 2 Behavioral/Mental Health Support FTEs per 500 Students

Climate, Culture & Opportunity

Guardrail 1 - Welcoming and Supportive Schools

School Code | 2720 School Name | Vare-Washington School

Guardrail 1: Every school will be a safe, welcoming and healthy place where our students, staff and community want to be and learn each day. This means that our schools will be: 1) environmentally safe and clean; and 2) spaces with inclusive climates that provide students with access to robust social, emotional, and mental health supports.

% of Students Attending at Least 95% of Instructional Days	% of Students Attending					
<p>All Students: 385 Students</p> <p style="text-align: center;">Score: 45.5 %</p> <p>2021-2022 Target: 52.9 % -7.4 pts from target</p> <p>2025-2026 Goal: 60.0 % -14.5 pts from target</p> <p>NOT MEETING no data prior year</p>	<p>Greater Than 95% of Instructional Days 45.5 %</p>	<p>90-95% of Instructional Days 22.9 %</p>				
<p>All Students: 385 Students</p> <p style="text-align: center;">Score: 68.3 %</p> <p>2021-2022 Target: 82.3 % -14.0 pts from target</p> <p>2025-2026 Goal: 94.0 % -25.7 pts from target</p> <p>NOT MEETING no data prior year</p>	<p style="text-align: center;">Additional Metrics</p> <table style="width: 100%; text-align: center;"> <tr> <td data-bbox="1045 971 1470 1166"> <p>70.3%</p> <p><i>% of Teachers Attending at Least 95% of Work Days (Cumulative)</i></p> </td> <td data-bbox="1470 971 2045 1166"> <p>89.2%</p> <p><i>Teacher Annual Retention</i></p> </td> </tr> <tr> <td data-bbox="1045 1166 1470 1380"> <p>72.4%</p> <p><i>% of Teachers Receiving a Proficient MMS Rating</i></p> </td> <td data-bbox="1470 1166 2045 1380"> <p>27.6%</p> <p><i>% of Teachers Receiving a Distinguished MMS Rating</i></p> </td> </tr> </table>		<p>70.3%</p> <p><i>% of Teachers Attending at Least 95% of Work Days (Cumulative)</i></p>	<p>89.2%</p> <p><i>Teacher Annual Retention</i></p>	<p>72.4%</p> <p><i>% of Teachers Receiving a Proficient MMS Rating</i></p>	<p>27.6%</p> <p><i>% of Teachers Receiving a Distinguished MMS Rating</i></p>
<p>70.3%</p> <p><i>% of Teachers Attending at Least 95% of Work Days (Cumulative)</i></p>	<p>89.2%</p> <p><i>Teacher Annual Retention</i></p>					
<p>72.4%</p> <p><i>% of Teachers Receiving a Proficient MMS Rating</i></p>	<p>27.6%</p> <p><i>% of Teachers Receiving a Distinguished MMS Rating</i></p>					

- Meeting Target
- Not Meeting Target

Climate, Culture & Opportunity

Guardrail 2 - Enriching and Well-rounded School Experiences

Guardrail 3 - Partnering with Parents / Family Members

School Code | 2720 School Name | Vare-Washington School

Guardrail 2: Every student will have a well-rounded education with co-curricular opportunities, including arts and athletics, integrated into the school experience.

Guardrail 3: Every parent and guardian will be welcomed and encouraged to be partners in their child's school community.

% of Students Participating in Visual / Performing Arts

% of Students
Participating in Visual /
Performing Arts

99.7 %

339 out of 340 students

School Relationship Score

Score: 8.1



2021-2022 Target: 8.0

0.1 pts above target

MEETING
2026 GOAL

no data prior year

Additional Metrics



Yes

School Has a SAC/Parent Advisory Group



No

School Has a SAC/Parent Advisory Group That Meets Regularly



3

Number of SAC/Parent Advisory Group Meetings

- Meeting Target
- Not Meeting Target

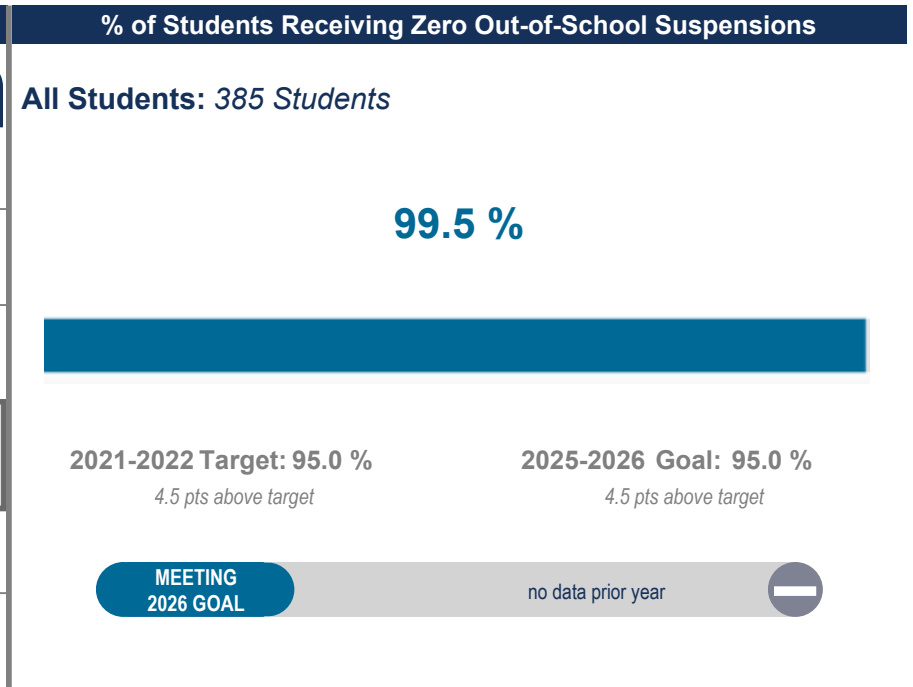
Climate, Culture & Opportunity

Guardrail 4 - Addressing Racist Practices

School Code | 2720 School Name | Vare-Washington School

Guardrail 4: Our students' potential will not be limited by practices that perpetuate systemic racism and hinder student achievement.

Suspension Disproportionality			
	% of Enrollment (Total Enrollment)		% of Suspensions Given to Each Subgroup
All Students	(353)		
American Indian / Alaskan Native	0.0 %	(0)	0.0 %
Asian	15.0 %	(53)	0.0 %
Black / African American	20.1 %	(71)	100.0 %
Hispanic / Latino	40.5 %	(143)	0.0 %
Multi Racial / Other	7.7 %	(27)	0.0 %
Native Hawaiian / Pacific Islander	0.0 %	(0)	0.0 %
White	16.7 %	(59)	0.0 %
English Learners	35.1 %	(124)	0.0 %
Students with IEPs	22.7 %	(80)	0.0 %
Economically Disadvantaged	72.2 %	(255)	100.0 %



% of Students Qualified to Attend Criteria-Based High Schools

All Students	Black / African American	Hispanic / Latino
83.3 %	Insufficient Sample	Insufficient Sample

● Meeting Target
● Not Meeting Target